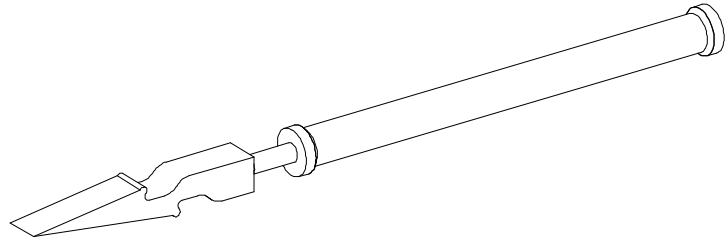


**Applications**

Manual separation of plates.

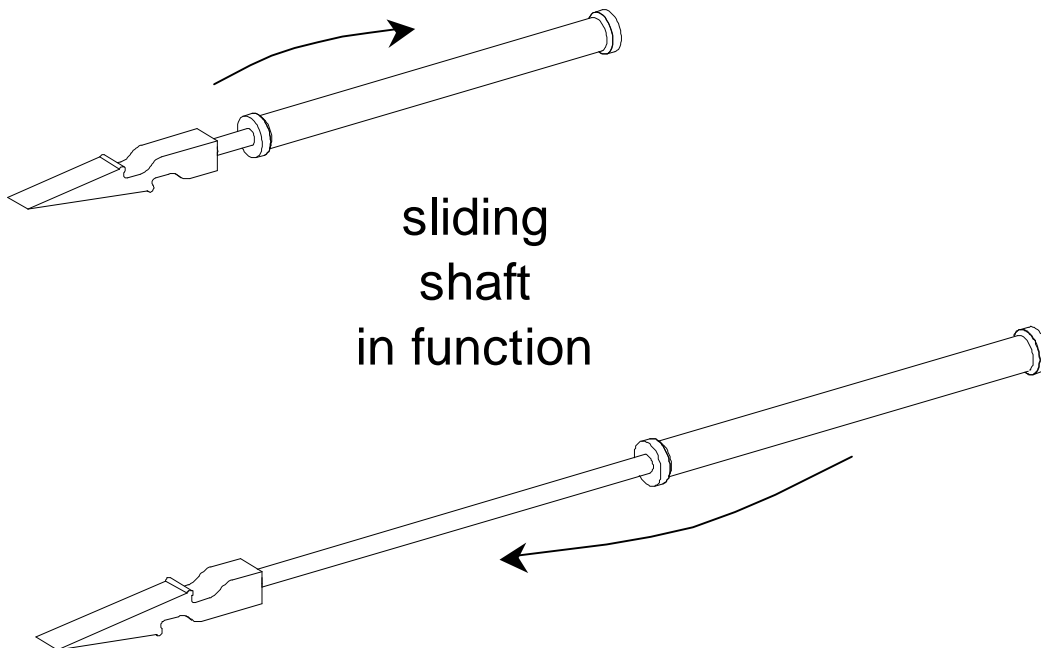


**Description**

The lever is fitted with a sliding shaft allowing its end between the plates.

**Functioning**

Allow a wedge near the operating place. Insert the lever end between 2 plates. Strike thanks to the sliding shaft so that the end penetrates between the plates. By pulling the lever up, the top plate will lock itself in one of the lever's throats. The wedge will then be slid between the 2 plates.



**Important instructions**

- Make sure the lever's end is well inserted between 2 plates before tipping over.
- Do not use for fragile plates.
- Separate 1 plate at a time.
- For safety's sake, never leave a lever on the floor or sharp end upwards when not in use.
- Working temperature: -20° to +100°C.

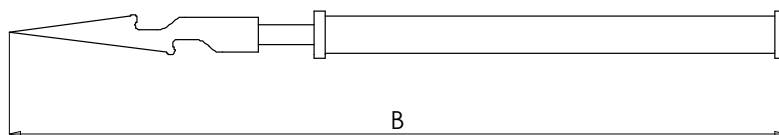
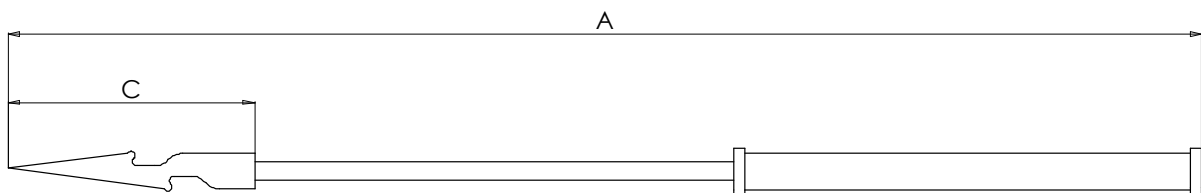
**General characteristics**

- Manufactured without load bearing welds.
- Hot epoxy coating.
- Safety factor: 3 in accordance with the EN 13155.2003 norm.
- Product conforms to the French regulation, in particular the decree of 01/03/2004 relating to the check on lifting devices and the European Directive n°2006/42/CE.
- Product with EC marking and delivered with a declaration of conformity and instructions for use.

**Dimensional characteristics**

Ref.	Group code	A	B	C	D	Weight kg
LT 1-830	50278	1290	830	267	40	7

Dimensions in mm



sharp end seen  
from above

