

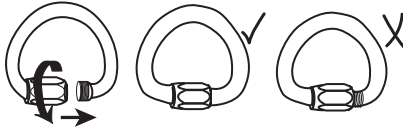
USER INSTRUCTIONS

Used for connecting tools and equipment to the harness or other anchor points e.g. tool attachment points of a bolt bag.
The screwlink end may be choked if required.

Markings

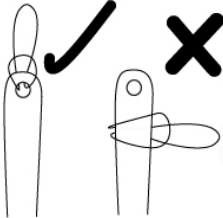
- MTTE*** - Tool Tether product code where *** is the extended length in cm
- MTT*** - Accessories product code
- WLL xxkg - Working load limit (maximum rated load)
- xxm MAX - Maximum assembled length (if applicable)
- Batch No. - the date of manufacture in the following form DAY MONTH YEAR DDMMYY e.g. 120510
- ID no. - a individual number unique to this item

Screwlink - hand tighten only

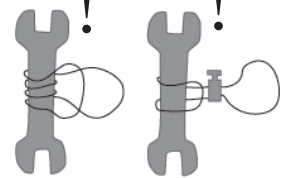


MTTA10 wrist loop may also be used to attached to MEWP rails etc.
MTTA03 may be choked onto harness belt webbing to form an attachment point.

Tool attachments should be choked onto captive eyes only:



If the chocking attachments must be used on tools with a neck they should be double choked and pulled tight.
Alternatively if using the adjustable choke it should be choked then done up securely with the toggle to prevent the choke coming undone.
If used in this way the security of the attachment cannot be fully guaranteed and should be inspected regularly during use.



Warning

Do NOT use for personal protection or suspension

If a 4kg tool is dropped 4m, the force on the anchor can reach 2kN (200kg). Ensure the tether is connected to an anchor of suitable strength e.g. the defined tool attachment points on bolt bags and work from a stable position.
Note: The gear loops on heightec harnesses have a WLL of 20kg

When used with light items, be aware that if the lanyard is released at full stretch it may spring back towards the user.

Energy absorbers reduce the impact force on the user, they do not increase the rating.

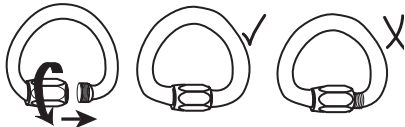
USER INSTRUCTIONS

Used for connecting tools and equipment to the harness or other anchor points e.g. tool attachment points of a bolt bag.
The screwlink end may be choked if required.

Markings

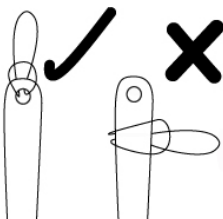
- MTTE*** - Tool Tether product code where *** is the extended length in cm
- MTT*** - Accessories product code
- WLL xxkg - Working load limit (maximum rated load)
- xxm MAX - Maximum assembled length (if applicable)
- Batch No. - the date of manufacture in the following form DAY MONTH YEAR DDMMYY e.g. 120510
- ID no. - a individual number unique to this item

Screwlink - hand tighten only

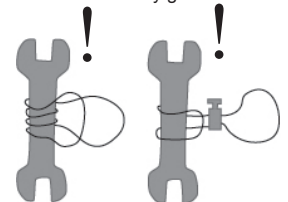


MTTA10 wrist loop may also be used to attached to MEWP rails etc.
MTTA03 may be choked onto harness belt webbing to form an attachment point.

Tool attachments should be choked onto captive eyes only:



If the chocking attachments must be used on tools with a neck they should be double choked and pulled tight.
Alternatively if using the adjustable choke it should be choked then done up securely with the toggle to prevent the choke coming undone.
If used in this way the security of the attachment cannot be fully guaranteed and should be inspected regularly during use.



Warning

Do NOT use for personal protection or suspension

If a 4kg tool is dropped 4m, the force on the anchor can reach 2kN (200kg). Ensure the tether is connected to an anchor of suitable strength e.g. the defined tool attachment points on bolt bags and work from a stable position.
Note: The gear loops on heightec harnesses have a WLL of 20kg

When used with light items, be aware that if the lanyard is released at full stretch it may spring back towards the user.

Energy absorbers reduce the impact force on the user, they do not increase the rating.

Inspection and care

The strength of this product may be affected by cuts, nicks, deep scratches, wear, abrasion, deformation, chemical contamination, UV degradation, exposure to flame, extreme temperatures and other factors. Keep this equipment away from such sources of damage.

Use this product with caution near moving machinery, electrical hazards, sharp edges and abrasive surfaces.

This product must be inspected before and after use, to ensure it is in a suitable condition and operates correctly.

If there is any doubt about condition of the product, or it has been subjected to a fall or substantial shock load, withdraw it from use until confirmed to be safe, in writing, by a competent person*.

No repairs of this product should be undertaken, any attempt to do so may invalidate it's compliance and/ or certification.

The safety of users depends upon the continued efficiency and durability of this equipment, which must be subjected to detailed visual and tactile examination by a competent person* at intervals of no greater than 6 months taking into account relevant legislation, equipment type, frequency of use and environmental conditions. Thorough examinations should include confirmation of the legibility of product markings.

*A competent person may be defined as someone who "...has appropriate theoretical and practical knowledge and experience..."

The results of examinations should be recorded. Intermittent inspections of components which may be subject to excessive wear may also be appropriate. The results of these need not be recorded. Contact your distributor for information on suitable inspection procedures.

Inspection criteria:

Check material and stitching for damage including cuts, nicks, abrasion, fraying, discolouration, heat or chemical damage etc.

Inspection and care

The strength of this product may be affected by cuts, nicks, deep scratches, wear, abrasion, deformation, chemical contamination, UV degradation, exposure to flame, extreme temperatures and other factors. Keep this equipment away from such sources of damage.

Use this product with caution near moving machinery, electrical hazards, sharp edges and abrasive surfaces.

This product must be inspected before and after use, to ensure it is in a suitable condition and operates correctly.

If there is any doubt about condition of the product, or it has been subjected to a fall or substantial shock load, withdraw it from use until confirmed to be safe, in writing, by a competent person*.

No repairs of this product should be undertaken, any attempt to do so may invalidate it's compliance and/ or certification.

The safety of users depends upon the continued efficiency and durability of this equipment, which must be subjected to detailed visual and tactile examination by a competent person* at intervals of no greater than 6 months taking into account relevant legislation, equipment type, frequency of use and environmental conditions. Thorough examinations should include confirmation of the legibility of product markings.

*A competent person may be defined as someone who "...has appropriate theoretical and practical knowledge and experience..."

The results of examinations should be recorded. Intermittent inspections of components which may be subject to excessive wear may also be appropriate. The results of these need not be recorded. Contact your distributor for information on suitable inspection procedures.

Inspection criteria:

Check material and stitching for damage including cuts, nicks, abrasion, fraying, discolouration, heat or chemical damage etc.

Cleaning, maintenance and storage:

Wash textiles by hand with non-detergent soap at approx 25°C (cool). Rinse and dry naturally, away from direct sources of heat and sunlight. If necessary use a disinfectant compatible with polyamide and polyester. Use diluted and rinse thoroughly in clean water. Dry as previously stated. These cleaning procedures must be strictly adhered to.

Lifespan:

Textile products or elements: maximum 10 year lifespan from date of manufacture, subject to competent use, maintenance and examination programme.

Metal products: indefinite lifespan, subject to competent use, care and examination programme. The lifespan of all products will be reduced by normal wear and tear, particularly when used in abrasive or corrosive environments. In extreme circumstances, the life of an item may be reduced to a single use.

Guarantee:

This product is guaranteed for three years against faults arising from manufacturing errors or materials defects. This guarantee does not include normal wear and tear, faults arising from uses for which the product was not designed and accidental damage.

This product should remain traceable to the original certificate of conformity and a permanent record should be kept of its use. This user instruction forms part of the permanent product record. All users must receive and read a copy of these instructions and should understand what the instructions mean and be familiar with them, including, but not limited to function, suitability, compatibility of the product and inspection for defects arising from damage. A copy of this user instruction should be kept with the equipment, and referred to before and after each use.

Do not use this product outside of its limitations or if you are unsure of any aspect of its use. No alterations or additions may be made to the product. The heightec Group do not take any responsibility for injury or accident of any kind arising from the use of this product.

Cleaning, maintenance and storage:

Wash textiles by hand with non-detergent soap at approx 25°C (cool). Rinse and dry naturally, away from direct sources of heat and sunlight. If necessary use a disinfectant compatible with polyamide and polyester. Use diluted and rinse thoroughly in clean water. Dry as previously stated. These cleaning procedures must be strictly adhered to.

Lifespan:

Textile products or elements: maximum 10 year lifespan from date of manufacture, subject to competent use, maintenance and examination programme.

Metal products: indefinite lifespan, subject to competent use, care and examination programme. The lifespan of all products will be reduced by normal wear and tear, particularly when used in abrasive or corrosive environments. In extreme circumstances, the life of an item may be reduced to a single use.

Guarantee:

This product is guaranteed for three years against faults arising from manufacturing errors or materials defects. This guarantee does not include normal wear and tear, faults arising from uses for which the product was not designed and accidental damage.

This product should remain traceable to the original certificate of conformity and a permanent record should be kept of its use. This user instruction forms part of the permanent product record. All users must receive and read a copy of these instructions and should understand what the instructions mean and be familiar with them, including, but not limited to function, suitability, compatibility of the product and inspection for defects arising from damage. A copy of this user instruction should be kept with the equipment, and referred to before and after each use.

Do not use this product outside of its limitations or if you are unsure of any aspect of its use. No alterations or additions may be made to the product. The heightec Group do not take any responsibility for injury or accident of any kind arising from the use of this product.