



RIDGEGEAR

WHAT'S NEW

ADVENTURE RANGE

Join us on an adventure with our NEW additions to our range of recreational harnesses and accessories.

AIR HELMETS

RG/AIR HELMET COLOUR

A comfortable, stylish helmet designed for the recreational climbing industry. Compliant with EN 12492, this RIDGEGEAR helmet has been designed in partnership with LAS helmets to create a modern, ventilated and comfortable helmet you will want to wear all day.

- ✓ Tailored fit made of soft technical fabric
- ✓ Easy turn dial adjusting system
- ✓ Clips for lamp
- ✓ Visor and Earmuff connection points

Accredited to: EN 12492
 External Shell: High density ABS
 Ventilation: Eight holes guarantee optimal ventilation even in a static position
 Size Adjuster: Easy Turn 3D size adjuster complete with micro metric wheel for the regulation in three dimensions of the size.
 Inner pad: Tailored fit made of soft technical fabric COOLMAX®, treatment Sanitized®. Extremely breathable, it maintains comfort for the long term. Completely removable and washable by hand or in the washing machine at 30°C with neutral soap.
 Strap: Nylon material breathable, complete with divider for optimal adjustment of the fit.
 Weight: 340g
 Sizes: 54-61cm
 Available in colours: Red & white



26MM ALUMINIUM SCREWGATE HMS KARABINER

RGK7



The HMS or belay karabiner has a wide load bearing design allowing for smooth running of your rope. The design also allows the hitch to invert. The karabiner has a screwgate closure.

Accredited to: EN 362:2004
 Material: Aluminium
 Plating: Anodised
 Gate opening: 26mm
 External length: 118mm
 Closure type: Screwgate
 MBS: 22kN
 Weight: 86.5kg

SUMMIT HARNESS 2T

RGH13

Our V-shaped Summit harness comes with two points for connection. This collection of harnesses are colour coded for easy and fast size allocation. The step in design and different coloured right leg loop simplifies donning. The easy slide buckles make adjustability easy meaning resizing the harness is effortless and fast. The back and front connection points on this harness make it suitable for multiple activities.

- ✓ Ventral & rear attachment points
- ✓ Step in design
- ✓ NEW colour coded webbing (coloured leg loop)

Accredited to: EN12277:2015
 Type A&B
 Web material: 45mm water repellent polyester
 Weight: 0.9kg - 0
 0.95kg - 1
 1kg - 2
 Sizes: 0,1 & 2
See page 4 for size guides.



ADVENTURE HARNESS 2PT

RGH14

Our adventure harness has been specifically designed to cater for a wide age and size variance. Due to the nature of outdoor activity centres, it is colour coded to ensure quick size allocation and is the perfect harness for any recreational use.

- ✓ Easy donning
- ✓ NEW colour coded webbing
- ✓ Front & rear attachment points
- ✓ Tool Loops
- ✓ Lanyard connection direct to front chest ring

Accredited to: EN12277:2015
 Type A&B
 Web material: 45mm water repellent polyester
 Weight: 0.75kg - 0
 0.85kg - 1
 0.9kg - 2
 Sizes: 0,1 & 2
See page 4 for size guides.

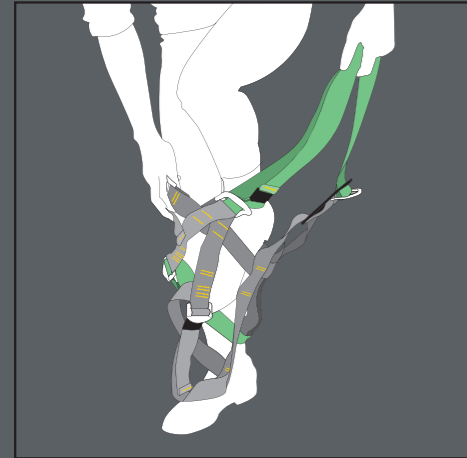


USEFUL INFORMATION

HOW TO FIT A SUMMIT HARNESS

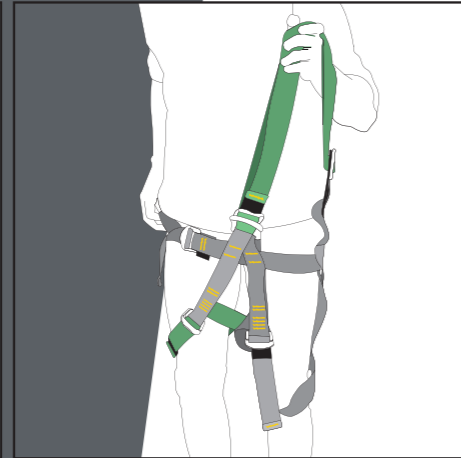
Our step by step guide to the correct procedure. An summit harness must be worn correctly to ensure that, in the event of a fall, it works to its design potential and does not cause additional injury.

STEP 1




Place the harness on a flat surface. Step into the waist belt and place one foot at a time into the leg loops (the coloured leg loops will aid donning).

STEP 2




Lift the belt to waist level.

STEP 3




Lift the webbing strap over your head and onto your opposite shoulder. Then lift the other strap onto your other shoulder.

STEP 4



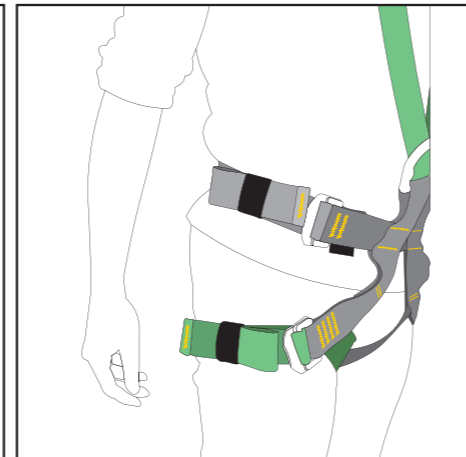
Tighten your leg loops.

STEP 5



Tighten the harness accordingly starting with your waist belt and then moving onto the shoulder strap.

STEP 6



Stow any excess webbing within the elastic web retainer.

CHECKLIST

1. Ensure that the right harness is used for the activity.
2. Check that the harness has been inspected.
3. See that all clips and connectors are tightened, adjusted and attached.
4. Make sure that the webbing is adjusted to suit your body size - Leaving the harness loose around the legs and chest may feel more comfortable but in the event of a fall, the sudden jolt that occurs when the slack is taken up can cause serious damage to the body; especially in the groin and internal organs.

HARNESS SIZE GUIDE

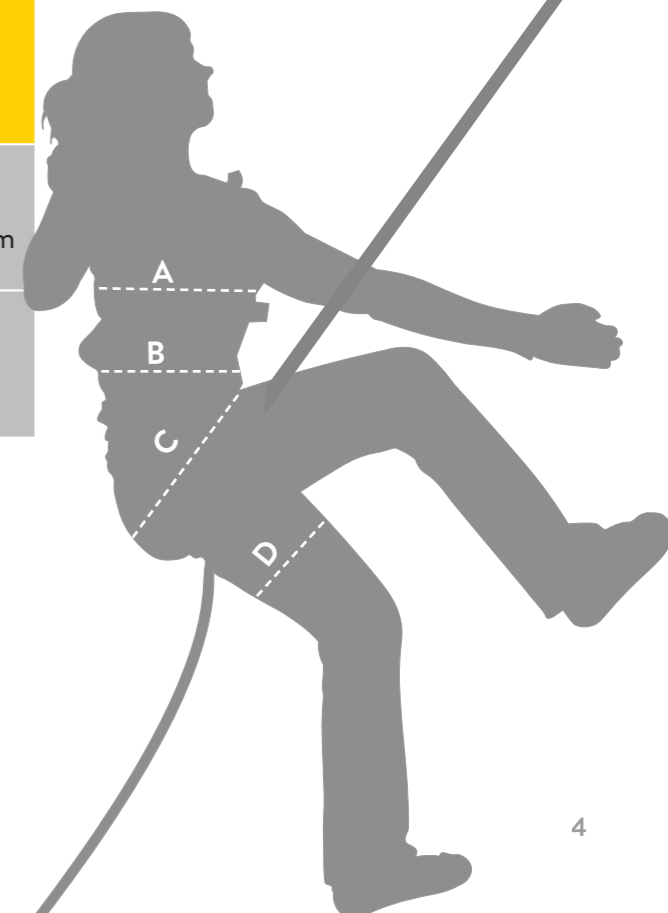
Correct sizing is essential to the safety and comfort of a safety harness. Use these tables to help select the appropriate size and feel free to give us a call if you need and assistance.

RGH14 / RGH14RR

Size	0 (RED)	1 (GREEN)	2 (BLUE)
HEIGHT	42 - 54" 107 - 137cm	51 - 73" 130 - 185cm	69 - 81" 175 - 205cm
A Chest	20 - 28" 51 - 71cm	26 - 42" 68 - 106cm	38 - 58" 89 - 147cm
B Waist	18 - 25" 46 - 64cm	23 - 37" 58 - 93cm	34 - 55" 86 - 140cm
C Hips	20 - 29" 51 - 74cm	27 - 42" 69 - 107cm	40 - 60" 101 - 152cm

RGH13

Size	0 (RED)	1 (GREEN)	2 (BLUE)
B Waist	18 - 33" 46 - 86cm	26 - 45" 66 - 116cm	41 - 53" 104 - 136cm
D Leg	15 - 28" 39 - 72cm	21 - 35" 53 - 88cm	30 - 44" 77 - 111cm





RIDGEGEAR LIMITED

Nelson Street
Leek
Staffordshire
ST13 6BB

Telephone: +44 (0)1538 384 108
Email: sales@ridgegear.com

ridgegear.com

PART OF THE UNITEX GROUP