



## Portable electronic level gauge for closed gas tight operation.

The HERMetric UTImeter Gtex is a portable electronic level gauge for closed gas tight operation resulting in increased safety and efficiency. The unit is used for custody transfer, temperature verification, inventory control measurement and free water detection on tankers. Connected to a HERMetric vapour control valve, the UTImeter Gtex avoids any gas release during operation and enables

three measurements in one single operation: ullage, temperature, oil-water interface level.

# HERMetric UTImeter Gtex

The HERMetric UTImeter Gtex is a portable gas tight liquid level gauge designed for closed gauging of hydrocarbons and chemicals. The unit is used for custody transfer, inventory control measurement and free water detection on marine vessels. Connected to a HERMetric vapour control valve fixed on the tank, the HERMetric UTImeter Gtex avoids any gas release during operation.

The unit enables 3, optionally 4 measurements in one single operation:

- Ullage
- Temperature
- Oil-Water interface level
- Innage, Reference height (Visc version)

## A GAUGE IN DIFFERENT VERSIONS DEDICATED TO YOUR APPLICATION:

### HERMetric UTImeter Gtex

- with 1" sensing probe, FKM gaskets for the main applications in hydrocarbons.

### HERMetric UTImeter Gtex Chem

- with 1" sensing probe, FFKM gaskets and FFKM tape connector for use in corrosive liquids. Refer to IBC Code of chemical applications.

### HERMetric UTImeter Gtex Visc and HERMetric UTImeter Gtex Chem Visc

- with 2 Inch load on the sensing probe, recommended for operation in high viscous products or for innage measurements in hydrocarbons or in corrosive liquids.
- Manual detection of tank bottom.



- ◉ IMO
  - ◉ Solas 74
  - ◉ MARPOL 73/78
- ◉ ISO, API, IP
- ◉ EC Directive 89/336/EEC
- ◉ EC Directive 94/9/EC
- ◉ EC Directive 96/98/EC
- ◉ ATEX, Factory Mutual, IECEx
- ◉ National authorities, (USCG ..)
- ◉ All major classification societies

Installation, connection and references for the new UTImeter family are fully compatible with previous HERMetric UTI/GT3 type of equipment.

"A closed system exists when a marine tank vessel does not permit the direct exposure and/or release of the tank content into the atmosphere under normal operating conditions." (API MPMS 17.2 A.4.1.)

# ULTRA SENSING PROBE

## Benefits:

- 100 % repeatability of measures.
- Continuous temperature reading.
- High accuracy and stability.
- Chemically resistant to corrosive liquids (Chem version).
- Easy access for battery exchange.
- **Sensor exchange without need of new calibration.**
- Low weight for easy operation and carry around.
- No temperature drift. No degradation of the sensitivity due to sensor ageing.
- Interchangeable adapters for connection to different vapour control valves.
- Tape cleaning devices, window wiper and tape protection on all units as standard.



## Low maintenance cost:

Fully modular unit. Change tape, storage tube, sensor or instrument unit yourself. Easy and detailed instructions in Operation and Service Manual.

Storage tube SS1-Q2



Storage tube SS1-Q1



Interchangeable adapters for connection to different vapour control valves

Visc version  
Storage tube SS2-Q2




Type: C2-SS-SEC



Type: C1-SS-W

Mechanical tape cleaning device as standard on all UTImeter

Sensor fitted with additional load, recommended for operation in high viscous products or for innage measurements



All HERMetric UTimeters are now equipped with the sensor “ULTRA” for use in low and high viscous liquids. The ULTRA sensing probe consists of a stainless steel tube terminated by a PEEK head. The sensing probe includes an ultrasonic liquid level sensor, a temperature sensor and a conductivity electrode. The sensitivity for ullage and interface measurement does not require any adjustment. The sensor is calibrated once at the factory and does not require subsequent calibration. The temperature transducer is a RTD element. The characteristics of the RTD element are stored inside the sensor. The sensor is sending true temperature values to the electronic box and display.

**Benefits**

- 100% repeatability.
- No adjustment of the sensitivity required.
- Small diameter for use on 1" HERMetric valves.
- Chemically resistant to corrosive liquids (Chem version).
- High mechanical stability.
- No degradation of the sensitivity due to ageing of the sensor.



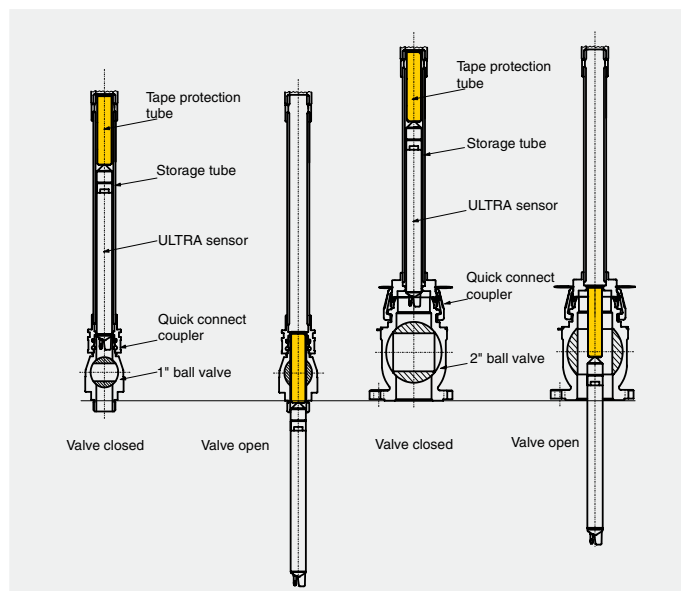
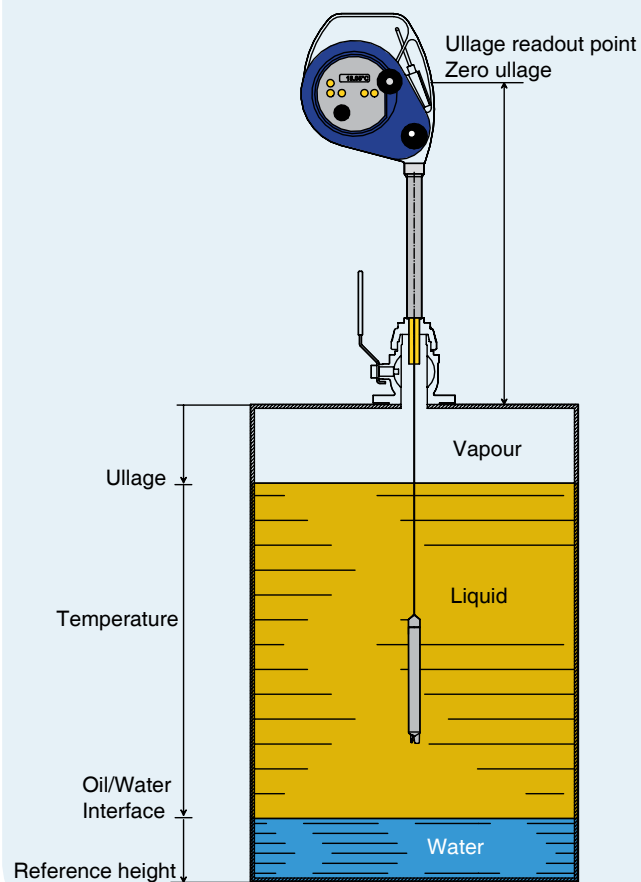
All HERMetric portable level gauges are delivered with **a tailor made plywood carrying case as a standard.** This special box avoids any damage during transport and storage.




**Special tape protection** to protect the tape from inadvertent cuts by closing the valve while the sensor is inside the tank. This mechanical safety device prevents damages on tape and reduces repair costs.



**Principle of installation**





Easy access to the tape allows fast cleaning.  
No screws, only five easy to open lid fastener



Level reading on graduated tape through window



## TECHNICAL SPECIFICATIONS:

Accuracy of ullage-interface detection:	± 2 mm (± 0.08" approx.)
Ullage, interface indication:	Audible and Visible selectable
Maximum tank overpressure:	0,3 bar (4,4 psi)
Tape length:	15 m/50 ft, 30 m/100 ft, 35 m/115 ft
Tape graduation:	Metric/English
Tape resolution:	1 mm / 1/16"
Tape accuracy:	± 1.5 mm/30 m (±1/16"/100 ft approx.)

### **Meets API MPMS Chap 3.1A and ISO 4512 requirements**

Temperature accuracy:	± 0.1°C (0°C to 70°C); ± 0.2°F (32°F to 158°F)
-----------------------	---

### **Meets API MPMS Chap 7 request**

### **Meets ISO 4268 , IP PMM Part IV**

Ambient temperature range:	-20°C to 50°C / (-4°F to 122°F)
Temperature sensor measurement range:	-40°C to 90°C / (-40°F to 194°F)
Temperature measurement resolution:	0.01° or 0.1° selectable
Temperature reading:	°C or °F selectable
LCD Display:	8 characters with backlight
Power:	Approved 9V batteries
Weight with 15 meter / 50ft tape:	4.4 kg / 9.7 Lbs.

### **Hazardous environments approvals**

ATEX	II 1 G Ex ia IIB T4 / Tamb 50°C
Factory Mutual	CL I, DIV 1, C&D, T4 Tamb 50°C and CL I, ZN 0, AEx ia IIB T4 Tamb 50°C
IECEX	Zone 0, Ex ia IIB T4

***The information contained in this document is subject to changes without notice***

### **Honeywell Marine**

Enraf Tanksystem SA  
Rue de l'Industrie 2  
1630 Bulle  
Switzerland  
Tel: +41 (0) 26 919 15 00  
Fax: +41 26 91 91 505  
E-mail: tanksystem@honeywell.com  
www.tanksystem.com

HM-10-12-ENG  
February 2010  
© 2010 Honeywell International Inc.

**Honeywell**