

Please ensure you have read and understood this manual prior to the use of your Varilux LD-MAX.

Do not hesitate to contact us if you are unsure of anything. Ensure you take sensible precautions when diving.







## INCLUDED

Varilux LD Max torch x1  
 26650 lithium-ion battery x2  
 USB charging cable x1  
 Spare O ring x3  
 Lanyard x1  
 Tail cap lubricant x 1  
 Hard storage case x 1  
 User manual x 1

## SPECIFICATION

Material: Anodised aluminium  
 Colour: Black/gold  
 LED: 1 x CREE XHP50.2  
 LED lifespan: 100,000 h  
 Brightness: 2600 lumen  
 Color temperature: Cold white light 6500K  
 Mode: High / low / stepless dimming with memory function  
 Battery: 2 x 26650 7.2V, 5000 mAh  
 Switch design: Push-button switch  
 Lens: 4mm polycarbonate lens  
 Size: 232 x 54 mm (length x head diameter)  
 Weight (torch): 305g  
 Weight (torch and batteries): 505g

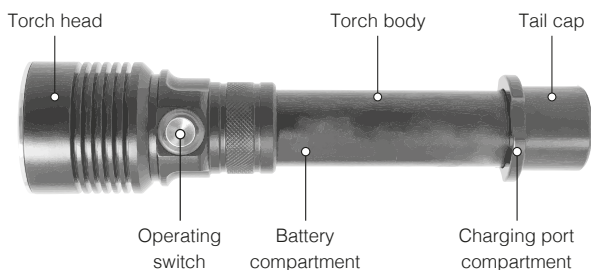
*Please note weights are approximate*

STANDARD	HIGH	LOW
	2600 LUMENS	1300 LUMENS
	3 hours	5 hours
	300m (beam distance)	
	8° (beam angle)	
	1.5m (impact resistance)	
	100 metres (depth rating)	

## NOTICE

This data may vary depending on environmental conditions.

## STRUCTURE



## WARNING

1. Remove the tail cap to access the torch charging port.
2. After every dive, clean the torch with fresh, clean water and dry with a cloth. Saltwater residue can corrode the torch surface.
3. Ensure that the tail cap is lubricated regularly with silicone grease.
4. Avoid any impact on the torch.

## WARNING CONTINUED

5. Do not shine the light directly into eyes.
6. Remove the plastic tab before use.
7. The batteries are in the top compartment of the torch, please do not attempt to remove them to charge the Varilux LD Max. Excessive opening of the battery compartment may result in O-rings being damaged and/or the torch leaking.
8. When the batteries are fully charged, remove the charging cable and ensure the torch is off prior to storing.
9. The batteries included in the LD Max are 26650 Lithium ion batteries which have polarity reversing protection, other batteries may not have this feature.
10. Do not use different batteries to the ones provided, unless you purchase compatible replacements direct from Northern Diver or one of our distributors. Any replacement batteries must be inserted positive end first (facing the switch). Do not insert batteries the wrong way.
11. Do not use a battery if it is damaged.

## OPERATION

1. Press the switch once to turn the light on at full power.
2. Within five seconds from turning the light on, pressing the switch again will cycle down to mid power.
3. In either high or mid power, if you press and hold the switch, the light will begin to dim. Release the switch when you reach the desired output.
4. When dimming the torch, note that when the lowest output is reached, the torch will then begin to brighten again. When the torch is brightening, you can also select the torch output as detailed above.
5. Note that when the torch reaches the lowest or highest output, the light will flash.

Please note: If you leave the torch on a selected output for longer than five seconds, the torch will switch on at this output when you use it again.

## BATTERY CHARGING

The Varilux LD MAX is powered by a USB direct that connects directly into the torch. Unscrew the tail cap. Insert the mini USB connector into the charging port and the standard USB end into a power adaptor, laptop or a power bank. Once fully charged, close the tail cap, taking care not to disturb the O-rings. Do not touch the battery compartment.

**BATTERY INDICATOR LIGHT AROUND SWITCH:** Blue light when the power remaining is 60% or higher; green when power is at 60%-20%; red when power is less than 20%; flashing red when power is less than 5%.

## WARRANTY

1. Your torch is covered by a full 12 month warranty.
  2. If a fault occurs within 14 days due to a manufacturing defect, your torch will be replaced (proof of purchase required).
  3. After 14 days and within 12 months of purchase, your torch will be repaired or replaced (excludes accidental damage or damage caused by misuse). Outside the 12 month warranty period, your torch will be repaired at cost (if repairable).
  4. In all cases, inward and outward shipping will be the customer's responsibility.
- The warranty does NOT cover the following:
1. Damage caused by disassembly or modification.
  2. External cosmetic damage caused by normal use or misuse.
  3. Damage caused by incorrect battery insertion or battery leakage.

If you have any queries, please contact your local Northern Diver distributor. Alternatively, feel free to contact us. Our contact details are below.