

Please ensure you have read and understood this manual prior to using your Varilux Zoom^{TK}. Do not hesitate to contact us if you are unsure of anything. Ensure you take sensible precautions when diving.

INCLUDED

- Samsung 18650 battery x 1 (built-in)
- Charging cable x 1
- Spare O-rings x 1
- Lubricant x 1
- Lanyard x 1

SPECIFICATION

Material: Anodised aircraft 6061 aluminium

Colour: Black / Gold

LED: 1 x CREE XPL

LED lifespan: 100000h

Brightness: 1000 lm

Light colour: White

Mode: High/flashing/beam width adjust

Battery: Samsung 18650 3.7V, 2600 mAh

Switch design: Magnetic push switch

Lens: Convex PMMA lens

Size: 165 x 54 x 35mm (length x head diameter x tail diameter)

Handle bar length: 118mm

Weight (torch): 354g

Weight (torch and box): 840g

WARNING

1. After every dive, clean the torch with fresh, clean water and dry with a cloth. Salt water residue can corrode the torch surface.
2. Ensure that the end of the torch (where the tail cap screws on to) is lubricated regularly, including the o-rings. A container of lubricant comes with your torch.
3. Avoid any impact on the torch
4. When the torch is fully charged disconnect it from the socket/charging cable and disconnect it from the torch.
5. Do not shine the light directly into eyes.

CHARGING

1. When you receive the torch, the battery will have some charge in it. It's good practice to run the battery down until it is empty and then fully charge it up again.
2. Unscrew the tail cap, plug in DC port.
3. The charger lights will be red when charging, and will turn green when the battery is charged. Initial battery charge time is approx 5 hours.
4. When the torch is fully charged switch off the charger.

It is normal for the batteries/charger to become warm when charging.







WARRANTY

1. Your torch is covered by a full 12 month warranty.
2. If a fault occurs within 14 days due to a manufacturing defect, your torch will be replaced (proof of purchase required).
3. After 14 days and within 12 months of purchase, your torch will be repaired or replaced (excludes accidental damage or damage caused by misuse).
4. Outside the 12 month warranty period, your torch will be repaired at cost (if repairable).
5. In all cases, inward and outward shipping will be the customer's responsibility.

The warranty does NOT cover the following:

1. Damage caused by disassembly or modification.
2. External cosmetic damage caused by normal use or misuse.
3. Damage caused by battery leakage.

If you have any queries, please contact your local Northern Diver distributor, or contact us directly at info@ndiver.com, tel: + 44 1257 25 44 44

STANDARD	HIGH	FLASHING
	1000 LUMENS	1000 LUMENS
	1 hour	10 hours +
	1000m (Beam distance)	
	90000cd (Peak beam intensity)	
	0.5m (Impact resistance)	
	100 metres (Depth rating)	

STRUCTURE



OPERATION

1. Press once to turn the torch on
2. Press again to activate flashing mode
3. Press once more to switch the light off

To adjust the torch beam, rotate the torch head clockwise by hand.

V.02.21092021